

# Just Outside the Box Cartoon



Dec  
2020

## CHRISTMAS CRACKER FUN, FEATURING SANTA

Add a unique touch to Christmas with these fun DIY Christmas crackers



## FIND OUT MORE



[Justoutsidetheboxcartoon](https://www.facebook.com/Justoutsidetheboxcartoon)

[Justoutsidebox](https://www.instagram.com/Justoutsidebox)

[www.justoutsidetheboxcartoon.com](http://www.justoutsidetheboxcartoon.com)

[justoutsidebox@gmail.com](mailto:justoutsidebox@gmail.com)

## MATERIALS

- Ribbon (I used curling ribbon this time, but raffia works well too)
- Tissue paper (I find tissue paper breaks easily vs paper)
- Toilet roll for each cracker (or make one from light card sized 10cm by 20cm)
- Cracker snaps (from most craft stores during Christmas or online)
- Glue stick/sticky tape to assemble cracker and crown
- Chocolates/lollies/fat free confetti for each cracker (optional, but hey, it's Christmas)
- Toy for each cracker (optional, I like to use balloons and mini bubble tubes)
- Computer print out of the cartoon jokes (step 1), crowns (step 2) and cracker paper (step 3) and tag (4)

## INSTRUCTIONS

1. Follow steps 1 to 4, starting from page 2.
2. Wrap the toilet roll with tissue paper and stick on the cracker wrapper
3. Assemble your crackers remembering to insert the above materials, that is:
  - a. Joke
  - b. Crown (best loosely rolled rather than folded)
  - c. Snap (for that fun pop!)
  - d. Toy and don't forget the chocolate!
4. Close the cracker by tying ribbon at each end.
5. Hide from the kids (big and small) before the big day.

**Step 1:** Cut and insert one joke into each cracker.



A gingerbread man went to the doctor's complaining of a sore knee.  
"A sore knee?" the doctor said. "Have you tried icing it?"



What nationality is Santa Claus?  
North Polish.



What do you get if you cross an iPad with a Christmas tree?  
A pineapple!



What do you get if you eat Christmas decorations?  
Tinsilitis.



What do you call a blind reindeer?  
No-eye deer.



Why are Christmas trees so bad at sewing?  
They're always dropping their needles.



What do you get when you cross a snowman with a vampire?  
Frostbite.



Did you hear about the man who stole an advent calendar?  
He got 25 days.



How do you scare a snowman?  
Grab a hairdryer!



What do you call an old snowman?  
Water.



What do you call people who are afraid of Santa?  
Claustrophobic.



Who does Santa call when his sleigh breaks down?  
The Abominable Towman.



I bought my son a fridge for Christmas.  
I can't wait to see his face light up when he opens it.



What do you get if you cross Santa with a duck?



**Step 2: Print crown to pop into each cracker.**

Cut out along the straight and zig zag dotted line to create two strips. Glue one end to another and then roughly measure your head to glue both ends to make a crown fit for a king.

**Note:** To save ink I've made a hat which has a white background. But for a splash of colour, you can print onto coloured paper. I find that B&W print on coloured paper looks best.

**Step 3:** (Cracker wrapper on next sheet) Print and cut vertically to make three wrappers to roll around your cracker.

MERRY CHRISTMAS! MERRY CHRISTMAS! MERRY CHRISTMAS! MERRY CHRISTMAS!



MERRY CHRISTMAS! MERRY CHRISTMAS! MERRY CHRISTMAS! MERRY CHRISTMAS!



MERRY CHRISTMAS MERRY CHRISTMAS MERRY CHRISTMAS MERRY CHRISTMAS MERRY CHRISTMAS



MERRY CHRISTMAS MERRY CHRISTMAS MERRY CHRISTMAS MERRY CHRISTMAS MERRY CHRISTMAS

MERRY CHRISTMAS MERRY CHRISTMAS MERRY CHRISTMAS MERRY CHRISTMAS MERRY CHRISTMAS



MERRY CHRISTMAS MERRY CHRISTMAS MERRY CHRISTMAS MERRY CHRISTMAS MERRY CHRISTMAS


MERRY CHRISTMAS MERRY CHRISTMAS MERRY CHRISTMAS MERRY CHRISTMAS MERRY CHRISTMAS



MERRY CHRISTMAS MERRY CHRISTMAS MERRY CHRISTMAS MERRY CHRISTMAS MERRY CHRISTMAS



**Step 4:** Optional - Print out tags for each cracker so you can personalise the contents



**Don't miss out on the next freebie. [Click to sign me up now!](#)**

If you enjoyed making this, then why not share the fun with a friend