



# Just Outside the Box Freebie

## DIY Christmas Crackers

You just about get everything to make crackers, except for the kitchen sink!

Dec  
2013

**Mix and match your cracker's look and contents to personalize each cracker for that very special person.**

### MATERIALS

You'll need the following to make the Christmas crackers

- Toilet roll for each cracker
- Ribbon (for tying cracker)
- Tissue paper
- Cracker snaps (from most craft stores during Christmas)
- Glue stick / sticky tape to assemble cracker and crown
- Chocolates/lollies for each cracker
- Toy for each cracker
- Computer print out (from below) of your selected cartoon jokes (step 1), crowns (step 2), tags (step 3, optional) and cracker paper (step 4).

### INSTRUCTIONS

1. Follow steps 1 to 3, starting from page 2.
2. Assemble your crackers remembering to insert the above materials
  - cartoon joke
  - crown (best loosely rolled rather than folded)
  - snap
  - toy
  - and don't forget the chocolate!
3. Wrap toilet roll with tissue paper and finish by sticking on wrapper cover
4. Close the cracker by tying ribbon at each end.
5. Hide from the kids (big and small) before the big day.



Step 1: Pick your favourite cartoons. Simply cut and insert it into the cracker.


JUST OUTSIDE THE BOX



Don't mind him. He has delusions of stardom.

Copyright www.justoutsidetheboxcartoon.com


JUST OUTSIDE THE BOX



The boss would sneak into Frank's office early every morning to readjust Frank's work life balance scales

Copyright www.justoutsidetheboxcartoon.com

JUST OUTSIDE THE BOX




Come a little closer, so I may see you better

...said the black hole to the alien

Copyright www.justoutsidetheboxcartoon.com


JUST OUTSIDE THE BOX



Love sick

Copyright www.justoutsidetheboxcartoon.com

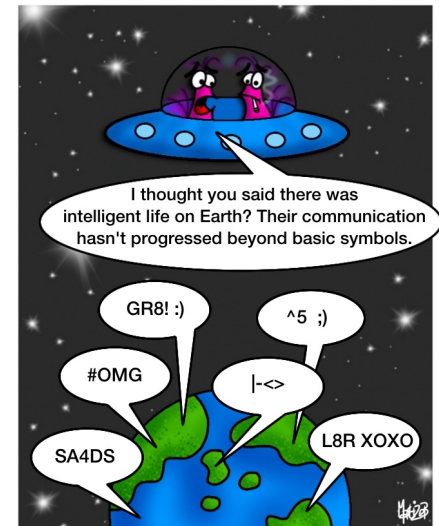
JUST OUTSIDE THE BOX



Darwin's theory on evolution proven to be universal: Dumb aliens forgetting to wear seat belts, whilst in the vicinity of gravity pulling interstellar bodies

Copyright www.justoutsidetheboxcartoon.com

JUST OUTSIDE THE BOX



I thought you said there was intelligent life on Earth? Their communication hasn't progressed beyond basic symbols.

GR8! :)

^5 ;)

#OMG

|-<>


SA4DS

L8R XO XO

Evil pink aliens discuss intelligence

Copyright www.justoutsidetheboxcartoon.com


JUST OUTSIDE THE BOX



Target practice

Copyright www.justoutsidetheboxcartoon.com

JUST OUTSIDE THE BOX



I know they're organic, but are they free range?

Evil pink aliens discuss dinner

Copyright www.justoutsidetheboxcartoon.com

This DIY christmas cracker by Marti at Just Outside the Box Cartoon is licensed under Creative Commons License 3.0. Feel free to print & share my work for not for profit purposes, but attribute my website [www.justoutsidetheboxcartoon.com](http://www.justoutsidetheboxcartoon.com). Click [here](#) for full license details.



**Step 2:** Print crown to pop into each cracker.

Cut out along the zig zag line to create two strips. Glue one end to another and then roughly measure your head to glue both ends to make a crown fit for a king.

(Note: to save ink we've made a hats which have a white background. You could print onto coloured paper)




**Step 3:** (Cracker wrapper on next sheet) Print and cut vertically to make three wrappers to roll around your cracker

**MERRY CHRISTMAS! WHAT'S WITH THE SILLY HAT? MERRY CHRISTMAS!**











**MERRY CHRISTMAS! WHAT'S WITH THE SILLY HAT? MERRY CHRISTMAS!**

MERRY CHRISTMAS MERRY CHRISTMAS MERRY CHRISTMAS MERRY CHRISTMAS MERRY CHRISTMAS MERRY CHRISTMAS









MERRY CHRISTMAS MERRY CHRISTMAS MERRY CHRISTMAS MERRY CHRISTMAS MERRY CHRISTMAS MERRY CHRISTMAS

MERRY CHRISTMAS MERRY CHRISTMAS MERRY CHRISTMAS MERRY CHRISTMAS MERRY CHRISTMAS MERRY CHRISTMAS



MERRY CHRISTMAS MERRY CHRISTMAS MERRY CHRISTMAS MERRY CHRISTMAS MERRY CHRISTMAS MERRY CHRISTMAS

MERRY CHRISTMAS MERRY CHRISTMAS MERRY CHRISTMAS MERRY CHRISTMAS MERRY CHRISTMAS MERRY CHRISTMAS



MERRY CHRISTMAS MERRY CHRISTMAS MERRY CHRISTMAS MERRY CHRISTMAS MERRY CHRISTMAS MERRY CHRISTMAS

